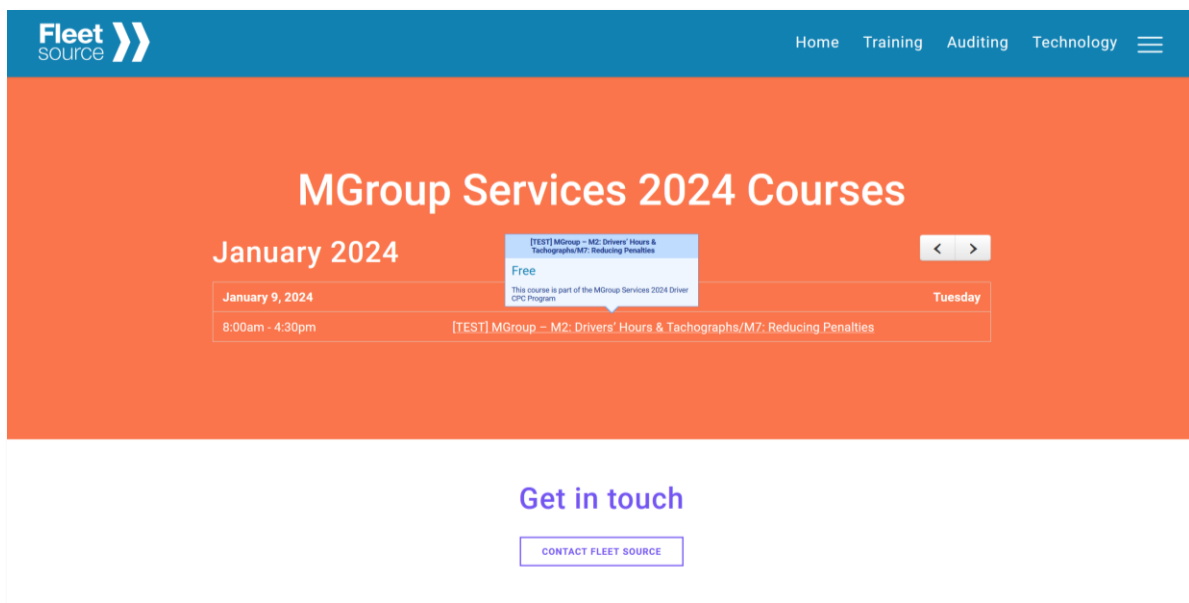


## 2024 Driver CPC Course Program

### Course Booking Process

1. Select a course from the calendar below. You can scroll through the month using the arrows on the top right. Once you have identified the course you wish to attend, click on the description of the course and you will be taken to the booking page (opens in a new window).



**Fleet source** Home Training Auditing Technology

### MGroup Services 2024 Courses

January 2024

**[TEST] MGroup - M2: Drivers' Hours & Tachographs/M7: Reducing Penalties**

Free

This course is part of the MGroup Services 2024 Driver CPC Program


January 9, 2024 Tuesday

8:00am - 4:30pm [TEST] MGroup - M2: Drivers' Hours & Tachographs/M7: Reducing Penalties

[Get in touch](#)

[CONTACT FLEET SOURCE](#)

2. On the booking page click the 'Get Tickets' button (located top right, just under the main picture) to book your place(s).



**MGroupServices** Plant & Hire Solutions

**[TEST] MGroup - M2: Drivers' Hours & Tachographs/M7: Reducing Penalties**

Free

[Get tickets](#)

Just Added!

Tuesday, 9 January

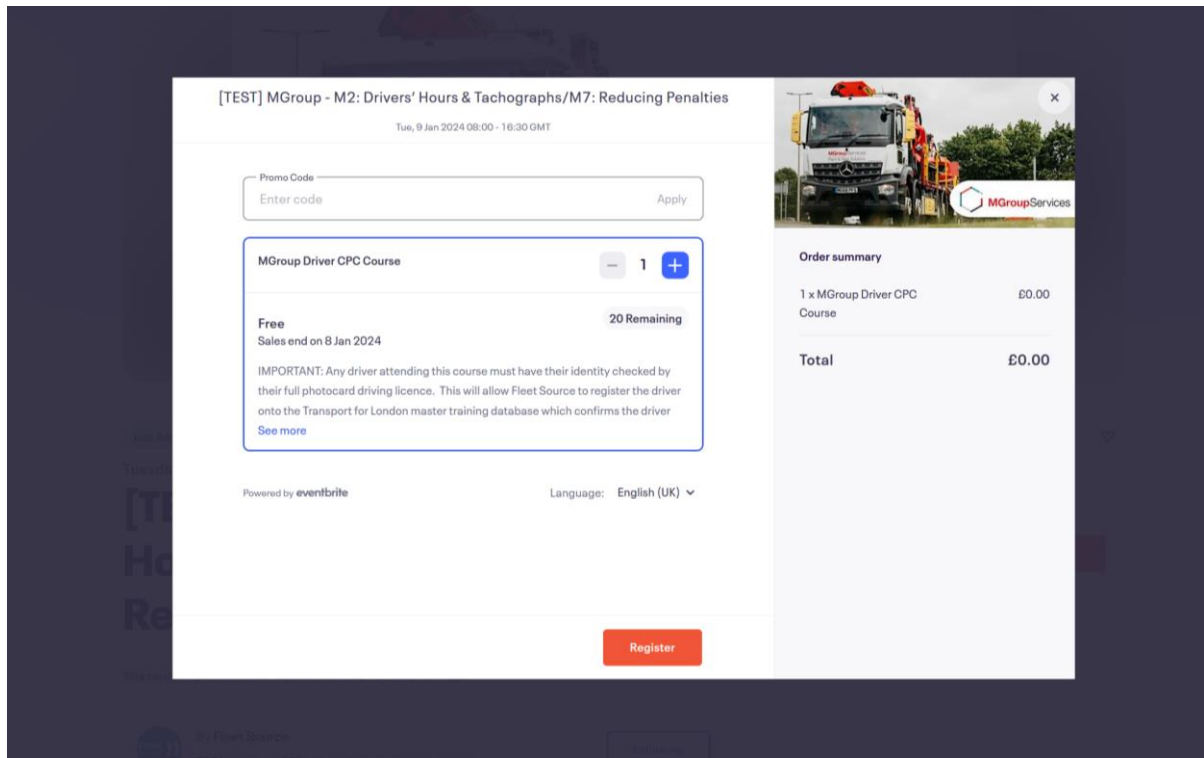
This course is part of the MGroup Services 2024 Driver CPC Program

By Fleet Source

339 followers | 26% of attendees are repeat customers

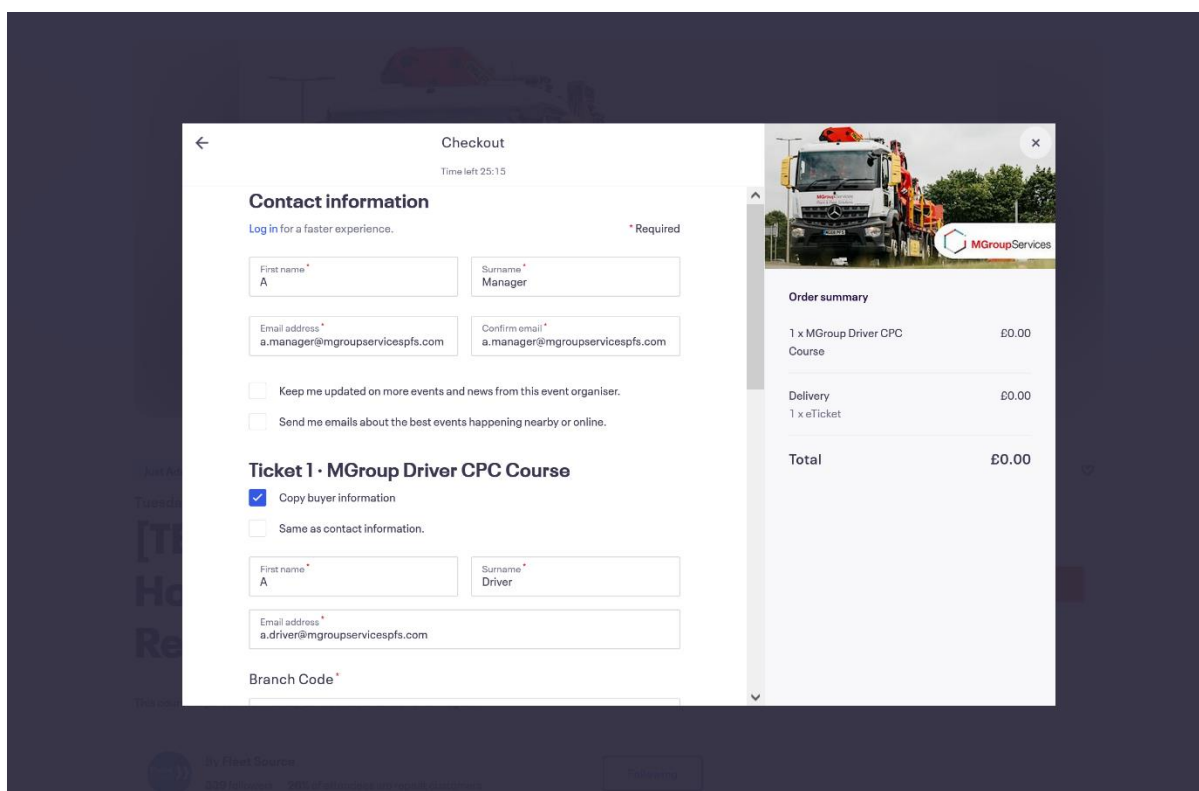
[Following](#)

3. Choose the number of tickets you require by using the '+' button and click the 'Register' button at the bottom of the form.



4. Complete the contact form for each delegate and click the 'register' button at the bottom.

If you are a manager complete the form like this (using your own email address), remembering to answer all the questions accurately for each driver:



**If you are a driver** complete the form like this (using your own email address), remembering to answer all the questions accurately (if you are unsure ask your manager):

The screenshot shows a mobile checkout interface for an MGroup Driver CPC Course. The form is titled "Checkout" and includes a "Time left 21:56" indicator. The "Contact information" section has a "Log in for a faster experience" link and a "\* Required" label. It contains fields for "First name" (A), "Surname" (Driver), "Email address" (a.driver@mgroupservicespfs.com), and "Confirm email" (a.driver@mgroupservicespfs.com). There are two checkboxes: "Keep me updated on more events and news from this event organiser." and "Send me emails about the best events happening nearby or online." The "Ticket 1 - MGroup Driver CPC Course" section has a checked checkbox for "Copy buyer information" and an unchecked checkbox for "Same as contact information." It also has fields for "First name" (A), "Surname" (Driver), and "Email address" (a.driver@mgroupservicespfs.com). A "Branch Code" field is at the bottom. The "Order summary" section shows "1 x MGroup Driver CPC Course" for £0.00, "Delivery 1 x eTicket" for £0.00, and a "Total" of £0.00. A banner image of a truck is visible at the top right.

5. Once you have registered, you will receive an email with your ticket details. If it is an online course, you will receive a link to join the webinar 48 hours before the course.